


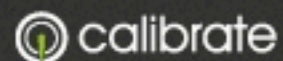


drupalcamp
fest

25 en 26 mei 2012

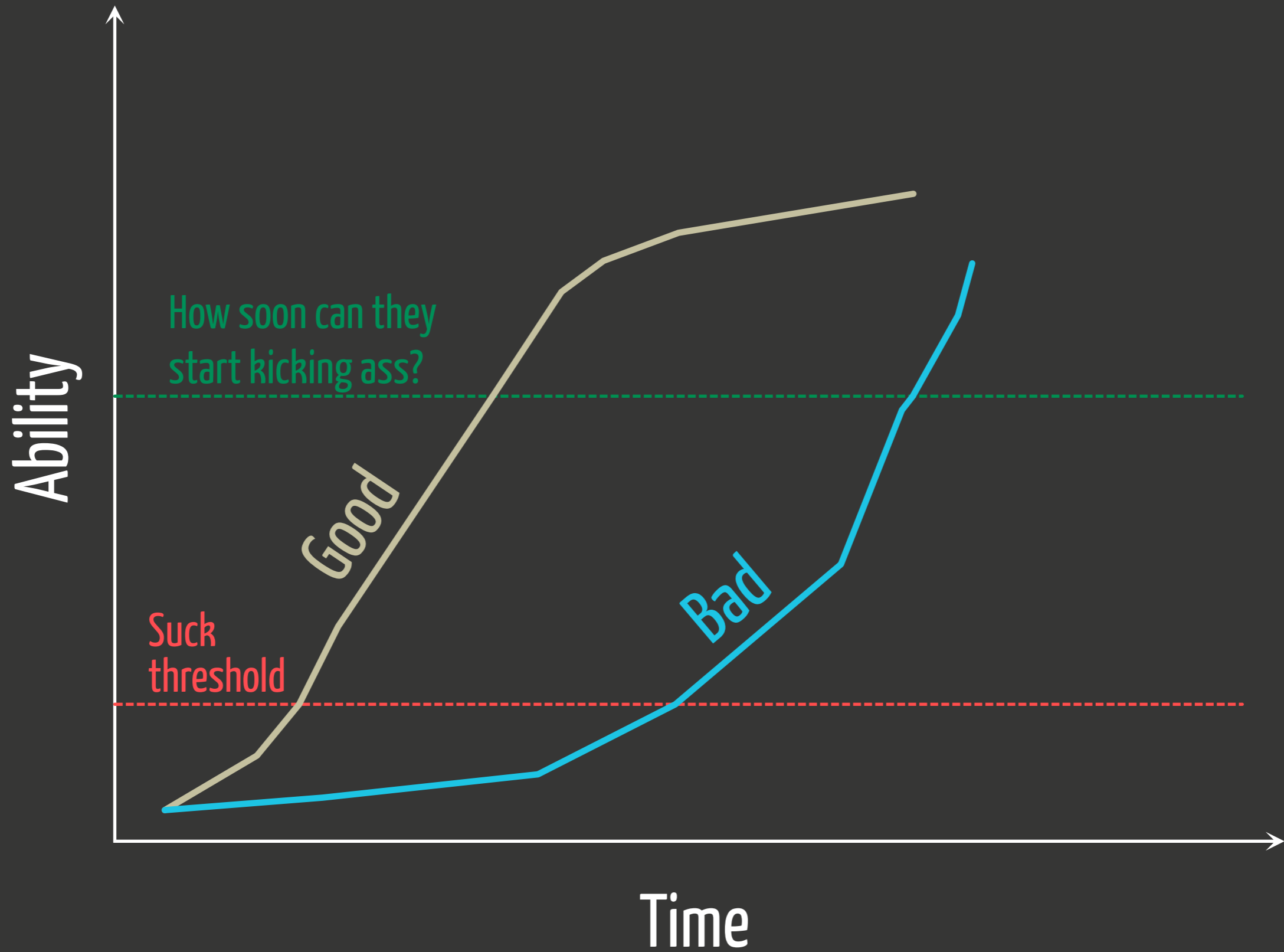
Module Development - Get the Drupal started

Pieter-Jan Drouillon



WHY

this talk?



WHO

is talking?

@pjdrouillon | pieterjd.ulyssis.be

DISCLAIMER

DEFINE

your module

Define your module

<name>.info file

name

description

core

files

Achmed's advice :)

sites/all/modules/<name>

HOOKS

When something happens...
your module can hook in on it



hook_menu

FORMS

To form or not to form ...

Forms = arrays

Form API

Reverse example

Add a menu entry

set callback to drupal_get_form

set argument to function returning render array

Let's add a submit function

```
<form_function>_submit($form, &$form_state)
```

What about ... Validation?

```
<form_function>_validate($form, &$form_state)
```

BLOCKS

QR Block

On every page

With a QR code

Use Google Chart API

[http://chart.googleapis.com/chart?
chs=150x150&cht=qr&chl=<url>](http://chart.googleapis.com/chart?chs=150x150&cht=qr&chl=<url>)

Define the block

hook_block_info

array with all the info

key > block name

info > Some information

hook_block_view(\$delta = "")

delta > name of block to render

returns render array

PERMISSIONS

To show or not to show ...

hook_permission

array with all the info

key > permission's (short) name

title > permission's fullname

user_access

checks if logged in user has the right permission

user 1 bypass

PREPROCESS



Navigation

- [1 - Sample form](#)
- [5 - DD Theming](#)
- [Overview](#)

User login

Username *

Password *

Lorum

Submitted by admin on Tue, 05/08/2012 - 16:22

Lorem ipsum dolor sit amet, consectetur adipisicing elit, sed do eiusmod tempor incididunt ut labore et dolore magna aliqua.

Ut enim ad minim veniam, quis nostrud exercitation ullamco laboris nisi ut aliquip ex ea commodo consequat. Duis aute irure dolor in reprehenderit in voluptate velit esse cillum dolore eu fugiat nulla pariatur. Excepteur sint occaecat cupidatat non proident, sunt in culpa qui officia deserunt mollit anim id est laborum.

[Read more](#)  [log in](#) or [register](#) to post comments

Read more »

hook_preprocess

process of preparing HTML code

\$author > name of author linking to user profile


hook_preprocess_hook

hook_preprocess_blog

hook_form_alter

“I need a signature!”


DEMO

Create Message  Drupalcamp 2012

[Home](#) » [Add content](#)

Subject *

Message Text ([Edit summary](#))



hook_form_alter

hook_form_FORM_ID_alter

“I sometimes need
a legal disclaimer”

Add a checkbox

There's a catch :)

theming

“I want my definition list”

Cannot just return html

use theming functions

```
theme(<hook>,...)
```

```
search in API for theme_<hook>
```

hook_theme

array with all the info

key > name of theme (item_list, dd, ...)

add a list of variables

write function to create HTML code

```
theme_dd($variables)
```

TAKE AWAY

Don't give up

Join a (local) community

Recommended books

Pro Drupal 7 development

Pakt Drupal 7 Module Development

Recommended sites

api.drupal.org, www.lullabots.com &

www.drupalize.me, NodeOne

TODO: Check out Drush & github !

Q & A



drupalcamp
gent

25 en 26 mei 2012

Feedback & follow-up:
<http://drupalcampgent.be/feedback>

